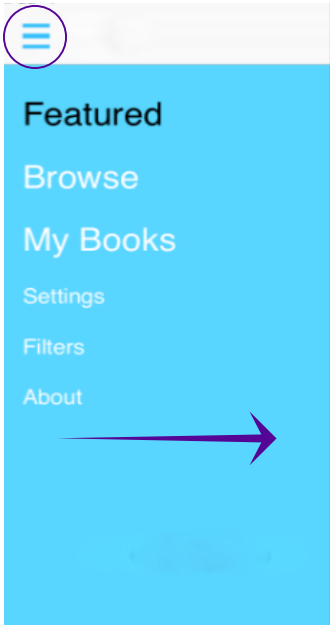




# Cloud Library Feature Overview

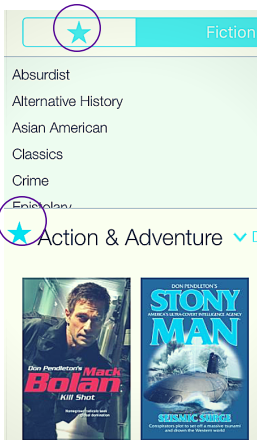


You can access the main menu by swiping from the left hand side or by tapping on the menu icon at the top.

The **Featured** area showcases new additions to the collection, suggested reads, and seasonal lists. These shelves change frequently.

The **Browse** area lets you explore the entire collection by browsing through subject headings.

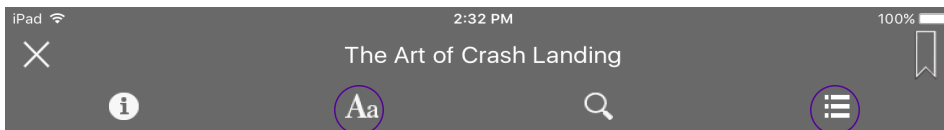
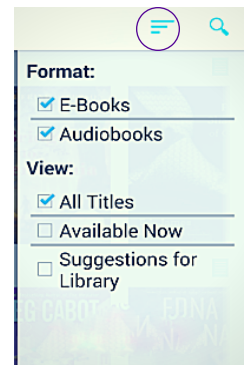
Under **My Books**, you'll find any items you've borrowed or placed on hold.



Is there a genre or subject you love? Tap the star next to any shelf within the Browse area to add that shelf to your **Favorites** tab.

Only see the content you want by using Cloud Library **Filters**. You can even suggest items for your library to buy.

**Reading** features such as font size, night mode, searching, and page numbers can be found by opening an eBook and tapping in the center of any page.



Want to keep track of books you would like to read in the future, without placing a hold? Tap on the flag icon to add it to your Books of Interest tab on the My Books page.

